

: *Locomotor Disability, employed person with disability, psychological distress, rehabilitation.*





-
-
-

Tools:



	Depression	Anxiety	Stress
Normal	0-9	0-7	0-14
Mild	10-13	8-9	15-18
Moderate	14-20	10-14	19-25
Severe	21-27	15-19	26-33
Extremely Severe	28+	20+	34+

Lovibond, S.H. & Lovibond, P.F. (1995). Manual for the Depression Anxiety & Stress Scales. (2nd Ed.)Sydney: Psychology Foundation.



Diagrammatic representation of depression domain for both the groups

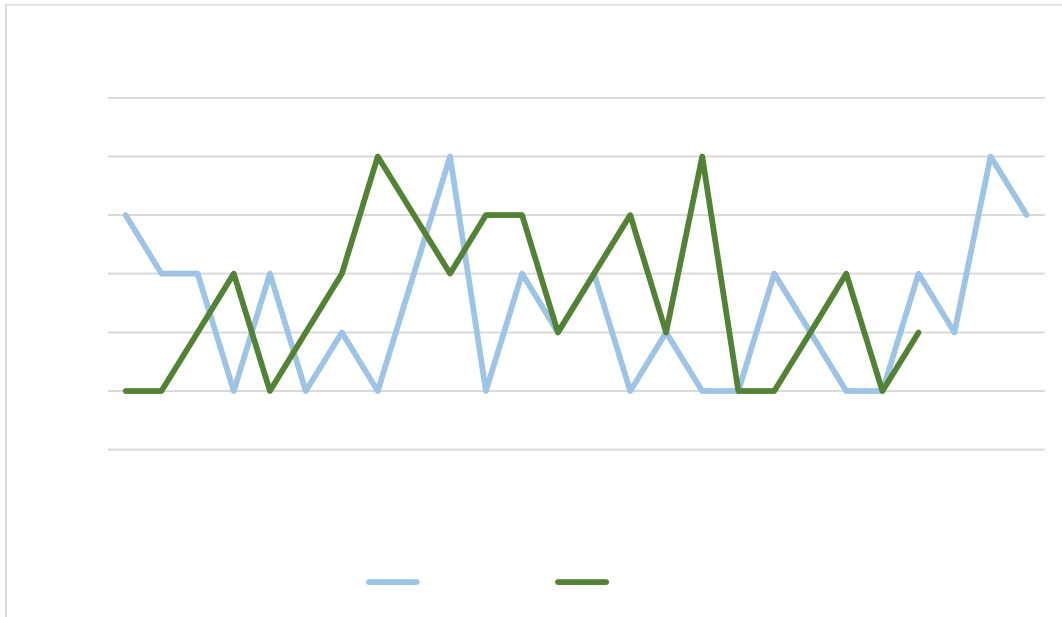
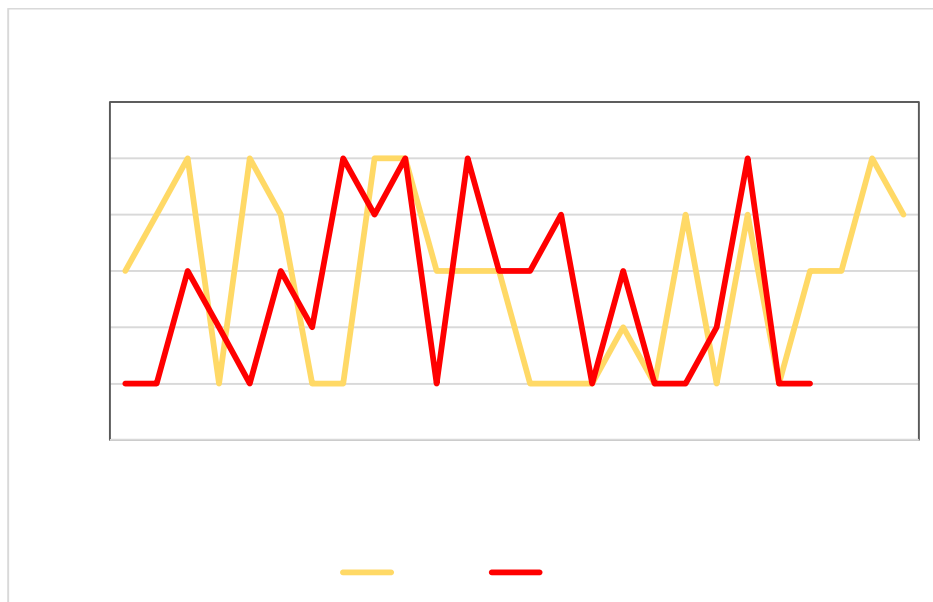


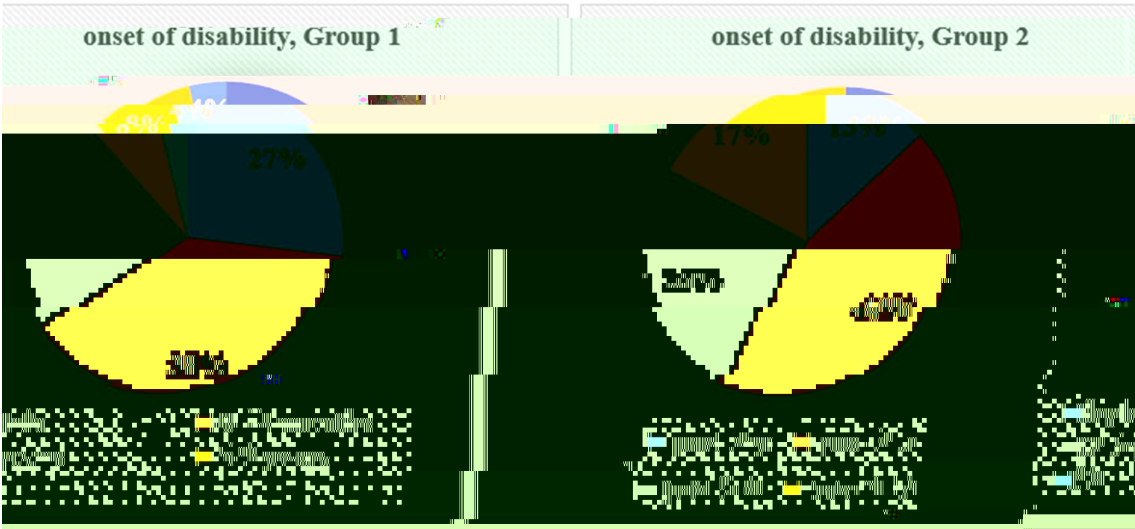
Figure 2: Diagrammatic representation of anxiety domain for both the groups

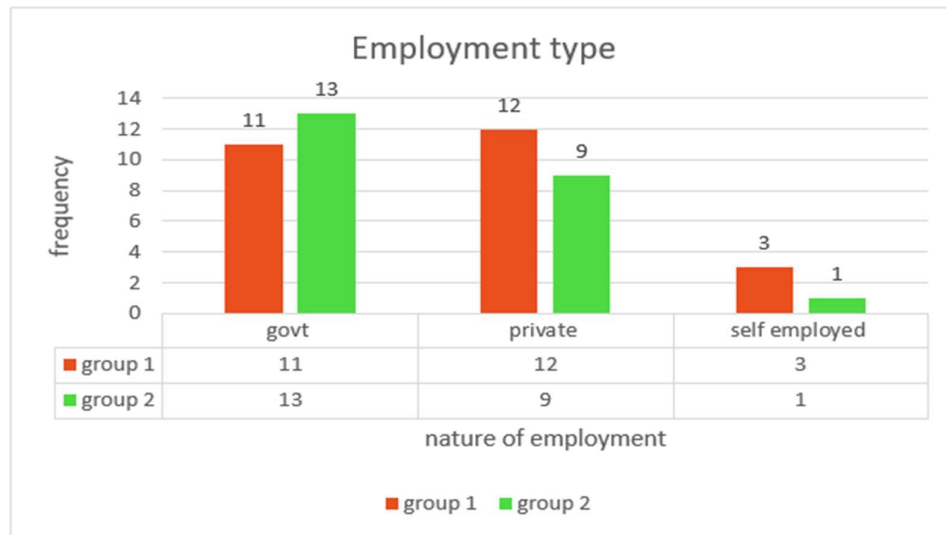


The first pie chart, titled 'How often do you use the app?', shows the following distribution: 26% (purple), 26% (orange), 22% (blue), 17% (yellow), and 9% (green). The second pie chart, titled 'How often do you use the app?', shows the following distribution: 26% (purple), 26% (orange), 22% (blue), 17% (yellow), and 9% (green).

Table 1: t- table of Psychological Distress for both the groups

Onset of disability







Rehabilitation psychology 59

*handicapped person in the community: A
reader and sourcebook.*

Procedia-

Social and Behavioral Sciences 114

*Chronic illness and disability: Principles for nursing
care.*

Journal of

Scientific Research 65

Manual for the Depression Anxiety Stress

Scales

Mcgraw-Hill Concise Dictionary of Modern Medicine. (2002).

Industrial psychiatry journal 25

Rehabilitation Psychology, 49

Human

resource management 58

